

Avia Flight Academy



# INSTRUMENT RATING



# Table of Contents



Welcome to Avia	03
Mission/Core Values	04
What Sets Us Apart	05
Instrument Basics and FAA Requirements	09
Program Overview	12
Our Instrument Package	16
Finance	18
Admissions Process	19



## Welcome to Avia

Choosing a flight school is a big decision. At Avia Flight Academy, our mission is to make that choice simple—and to stand by you every step of the journey.

You want to advance your flying skills, we're here to guide you, support you, and provide the training and mentorship needed to help you succeed.

Avia was founded to raise the standard of flight training with a modern, student-focused approach. We believe exceptional pilots are developed through strong fundamentals, smart integration of technology, and instructors who are personally invested in your growth.

Whether you're flying for passion or preparing for a professional aviation career, our programs are built to meet you where you are—and help you move forward with confidence.

As you explore our programs, you will discover the vibrant aviation community, exceptional resources, and inspiring opportunities that make Avia Flight Academy a unique place to learn.

We warmly invite you to join us in this journey of discovery. Together, we can unlock the potential of every student and prepare them to become exceptional pilots.



## ❖ Mission

Our mission is to train exceptional pilots through world-class instruction, advanced technology, and an unwavering focus on safety and professionalism

## ❖ Our Core Values

### 1. Safety First

Safety is the foundation of every decision we make.

### 2. Integrity

Honest communication, clear expectations, and professional standards.

### 3. Transparency

No surprises. We believe informed students are successful students.

### 4. Commitment to excellence

Excellence at Avia means doing the small things right – every lesson, every flight, every student. We are dedicated to creating a training environment where students feel supported, challenged, and prepared to succeed.

### 5. Innovation

Aviation is always evolving, and so are we.

# ⌘ What Sets Us Apart



## 01 Structured training with flexibility

We use a syllabus-driven approach comparable to Part 141 standards while maintaining the flexibility of Part 61 training



## 02 Modern, well-maintained fleet

Our aircraft are professionally maintained in our in-house maintenance department and equipped with a range of avionics, allowing training to progress logically and safely




## 03 Intentional avionics exposure

Our training philosophy prioritizes strong fundamental flying skills first, with a progressive transition to advanced glass cockpit technology.

During Instrument Rating training, the focus shifts toward extensive use of advanced avionics, preparing pilots to safely and confidently operate in the IFR environment.

## ❖ What Sets Us Apart



### **04** Transparent pricing and expectations

No hidden fees — clear explanations of what's included, what varies, and why.



### **05** Instructor continuity and mentorship

You are paired with instructors who are invested in your long-term success.



### **06** Strong safety culture and outcomes

We emphasize strong aeronautical decision-making, professionalism, and first-time checkride success, all while strictly adhering to FAA regulations and Avia Flight Academy's established safety standards and operating procedures.



## Instrument Rating Basics

The Instrument Rating is one of the most valuable and safety-enhancing certifications a pilot can earn. At Avia Flight Academy, our Instrument Rating Program is designed to help you become a safe, precise, and confident pilot capable of flying in a wider range of conditions and environments.

Whether your goal is increased safety, expanded travel capability, or professional aviation training, our program provides the structure, flexibility, and support needed for success.

---

### Flying Privileges & Benefits

**An Instrument Rating expands your capabilities as a pilot and significantly enhances safety and reliability. Key privileges and benefits include:**

- **Operate under Instrument Flight Rules (IFR) in reduced visibility**
- **Navigate through clouds using approved instruments and procedures**
- **Fly published instrument approaches to airports**
- **Increased flight planning flexibility and trip reliability**
- **Enhanced safety, redundancy, and situational awareness**
- **Improved cross-country capability**

# FAA Requirements for an Instrument Rating

**01** Hold at least a Private pilot licence

**02** Obtain a Third-Class Medical Certificate

For a list of AMEs, visit

<https://designee.faa.gov/designeeLocator>.

If you have a concern about your medical history, reach out to us so we can provide more detailed information on the process.

**03** Complete flight training and time building requirements

You are required to obtain 40 hours of actual or simulated Instrument time and Part 61 students must complete 50 hours of cross-country time as PIC.


**04** Pass a required FAA written test

Pass a knowledge test with a score of 70% or better. The instrument rating knowledge test consists of 60 multiple-choice questions selected from the airplane-related questions in the FAA's instrument rating test bank.



**05** Pass oral and practical flight test administered by an FAA designated examiner

At end of your training, you must successfully pass a test which is given as a final exam by an FAA examiner. The test consists of oral and practical (flight) test. Successful completion of both is required for obtaining your Instrument rating. You will be prepared to take and pass the test through the course of your flight training.





Our Instrument Rating Program is designed to set you up for success. By following our structured training plan, staying consistent with lessons, and arriving prepared by studying assigned materials, students are able to progress confidently and remain as close as possible to FAA minimum hours — without ever compromising safety or proficiency.

## ❖ Program Overview

- Our Instrument Rating Program is designed to prepare pilots for real-world instrument flying.
- Our focus is not speed and quantity — it is proficiency, confidence, safety and quality of training
- We utilize a blended learning approach (one on one lessons, online ground school and in-person group weekly sessions) to properly prepare you for a written knowledge test and oral portion of your checkride test
- Our goal is not rush your training, while ensuring you are fully prepared for a confident and successful first checkride attempt.

## Our Structured Training Approach

At Avia Flight Academy, we do everything we can to help students complete their training safely and efficiently, while maintaining the highest training standards.

We achieve this through:

- **A structured, syllabus-based curriculum** that builds skills progressively
- **Consistent progress tracking** to identify strengths and address gaps early
- **Instructor continuity**, with each student assigned a primary instructor who guides them through the entire training process

This approach promotes consistency, reduces unnecessary repetition, and helps students stay on track toward FAA minimums – while ensuring they are fully prepared, confident, and safe pilots.

While every student learns at a different pace, our goal is to provide the structure and support needed to help you progress efficiently without compromising safety or quality.

## Cost Expectations & Transparency

FAA regulates minimum flight training and time building requirements, and most students in Avia will complete their training within the hours estimated hours.

Additional hours beyond any package are common, and our team helps you plan cost-effective options such as block training when needed.




## ❖ Training Aircraft & Avionics



Students train in Avia's diverse fleet of single-engine aircraft, including ranging from basic Garmin 430/530 to advanced glass cockpit avionics such as Garmin G500/1000.

Advanced avionics exposure is introduced intentionally as students progress towards advanced rating, particularly instrument and commercial.

Aircraft assignment is based on training phase, lesson objectives, and instructor discretion – not availability alone.



Our average time to completion is 3-6 months, depending on your availability and attendance, we will develop a training path that is right for you.

## Training Timeline (Typical Progression)

### 1. Enrollment & Onboarding

Your journey begins with an introductory consultation, enrollment, and paperwork. During the onboarding session, we help you understand the program, set expectations, and create a personalized training plan based on your goals and availability.

### 2. Early Dual Flight Lessons +Ground

During stage 1 of your flight training you will begin with the foundation of attitude instrument flying skills. It is typically started on our AATD.

### 3. Stage 2

Stage 2 is designed to provide you with knowledge and skills required for holding procedures and instrument approaches.

### 4. Cross-Country IFR Application Phase

Stage 3 focuses on applying instrument skills in real-world IFR cross-country operations. Students refine their ability to plan, brief, and execute instrument flights while managing advanced avionics, weather analysis, and ATC communications in dynamic environments.

### 5. Checkride preparation

As you near completion, training shifts toward polishing skills and reviewing knowledge. You'll complete mock checkrides, refine procedures, and ensure you're fully prepared for the FAA practical test.

### 6. FAA Practical Test (Checkride)

The final step in earning your Instrument rating. You'll complete an oral exam and flight test with an FAA-designated examiner. Upon successful completion, you'll officially become a licensed IFR pilot.



## Our Instrument Rating Package

Total 40 hours of flight time:

- 20 hours dual instruction in an aircraft
- 20 hours dual instruction in an advanced simulator (Redbird)
- 10 hours of ground lessons with an instructor
- Instrument pilot training kit with books and access to online ground school

**Package price: \$10,450**

Payable in 4 installments of \$2,612.50  
(Airport concession fee 4%)

---



## •• Our Instrument Rating Package Time Building

- Part 61 students will require 50 hours of cross - country time.
- 7 hours are included in our training package per our syllabus.
- On an average, if you logged 5 hours of cross - country from private pilot, you would need to build 38 hours. This can be done concurrently with the training.
- Minimum account deposit is required for time building, students will receive discounted rate for aircraft, \$5 off hourly published aircraft rate for \$1000 deposited, \$10 off hourly published aircraft rate for \$2000 deposited
- Shared time with another student will be allowed for students who purchase the Instrument package (on an average students on Instrument path share 50% of the needed flight time)
- Our fleet hourly non-discounted prices range from \$199 to \$239 (plus \$28/hr fuel surcharge)



## •• Our Instrument Rating Package Time Building

### Estimated cost for time building

Cost for time building will depend on the plane you primarily use - basic or more advanced avionics, and whether you share the time with another student, and your prepayment option discounted rate (please refer to previous page for discount options).

- Garmin 430/530 not shared \$8436
- 50% of flight shared - \$6327
  
- Garmin G1000 not shared \$9956
- 50% of flight shared - \$7467



## Our Instrument Rating Package

### Not included in the tuition:

- Check ride fees, paid directly to the examiner in cash: \$700 (average price, some DPEs charge higher rates, students will be notified ahead of time)
- Check ride plane rental: 2 hours estimated time, \$472
- FAA-written test: \$175
- Renters' insurance (\$550/650 annual basis rate, 50K aircraft damage liability required)
- Medical certificate, if not obtained previously (average \$300 one-time fee paid to aviation medical examiner)

**Total estimated out of pocket expenses: \$2,197\***

Prices vary with a different provider and change over time, please note these are the estimated costs



## **Self-Finance**

We offer a flexible payment plan consisting of four installments:

- The first installment is due at registration
- Each subsequent installment is due once the student's account balance reaches \$500 or less
- On average, installments are due every 7–8 hours of flight time
- The timing of installments varies based on each student's training pace and flight frequency
- For students on a flexible path flying approximately twice per week, installments are typically due every 4–5 weeks.
- Money deposited in account for time building payment will vary on frequency of time building flights

## **Loans**

---

### **Pilot Finance**

<https://www.flighttrainingfinancellc.com/application-form/>

---

### **USA Specialty Lending**

<https://www.usaspecialtylending.com/aviation-lending.html>

---

### **AOPA**

<https://finance.aopa.org/flight-training-finance>

\*AOPA membership required (can be obtained for free for 6 months period)

# Admissions Process and Prerequisites

You've done your research, chosen your flight school, and are ready to begin your training. We're here to make the process as simple and seamless as possible.

If you still have questions about flight training or next steps, you're always welcome to schedule a phone or in-person consultation through our website.

To begin your flight training with Avia, you will need to ensure you have met the following requirements:

**01**

### **Fluency in English**

Must read, speak, write, and understand English

**02**

### **US citizenship**

Proof of citizenship (US Passport/Birth Certificate) or TSA approval for foreign nationals.

**03**

### **3rd class medical**

A third-class medical certificate is required before start.

**04**

### **Minimum age to meet Instrument requirements**

Be at least 17 years old.

**05**

### **Hold a current Private pilot license**

**06**

### **Renters insurance**



# 🔴 How to Apply



**01**

## Schedule Your Appointment

Contact our team through email/phone to schedule a registration appointment or download our paperwork online.



**02**

## Complete Registration

Fill out the required enrollment/registration paperwork and prepare required documents to submit via email or in-person



**03**

## Provide Identification

We are required to have a proof of US citizenship on file. Please bring a passport or birth certificate or submit it online.

For non-U.S. citizens, we will assist you with the TSA clearance process.



**04**

## Set Up Your Payment Plan

We'll review training options and help you set up your payment or package selection



**05**

## Schedule and Complete Onboarding Session

During this session, we'll introduce you to our standards and procedures, set you up in our scheduling system, review the training curriculum, provide access to required books and ground school materials.



**06**

## Begin Your Training

Once onboarding is complete, you will be scheduled to begin your flight training with your assigned instructor.

## Ready to Start?

Your Instrument Rating is one of the most impactful investments you can make in your flying. Whether you're focused on safety, flexibility, or professional advancement, our team is here to guide you.

Choose the option that's right for you:

- **Schedule a phone consultation with one of our advisors** to discuss your goals and timeline
- **Book an in-person tour** of our facilities and fleet
- **Book a Discovery Flight** and experience flying firsthand with one of our instructors

Visit our website or call us to schedule your next step and start your journey at Avia Flight Academy.





## Contact Us

We're here to answer your questions and guide you through the journey of joining Avia Flight Academy. Feel free to reach out to us.

### Contact Information



**Phone**  
203 - 212 - 3799



**Email**  
info@aviaflightacademy.com



**Website**  
www.aviaflightacademy.com

### Follow Us



<https://www.facebook.com/aviaflightacademy/>



<https://www.instagram.com/aviaflightacademy/?hl=en>



<https://www.linkedin.com/company/avia-flight-academy>

### Office Information

**Avia Flight Academy**  
325 Main St, Stratford, CT 06615

**Office Hours**  
Monday to Sunday: 9:00 AM – 6:00 PM

**Mailing Address**  
325 Main St, Stratford, CT 06615

---



## Your Pathway to Excellence

Thank you for exploring Avia Flight Academy. We look forward to welcoming you to our aviation family where excellence meets opportunity.

**Address** 325 Main St, Stratford, CT 06615

**Phone** 203 212 3799      **Text** 203 540 8890

**Email** [info@aviaflightacademy.com](mailto:info@aviaflightacademy.com)

**Website** [www.aviaflightacademy.com](http://www.aviaflightacademy.com)