

Avia Flight Academy



# PRIVATE PILOT PROGRAM



# Table of Contents



Welcome to Avia	<b>03</b>
<hr/>	
Part 141 vs. 61 Schools Explained	<b>07</b>
<hr/>	
Private Pilot License Basics	<b>09</b>
<hr/>	
Our Program Overview	<b>12</b>
<hr/>	
Admissions Process	<b>19</b>
<hr/>	
Basic Aviation Terminology	<b>21</b>
<hr/>	
Frequently Asked Questions (FAQ)	<b>23</b>



## 🍷 Welcome to Avia

Choosing a flight school is a big decision. At Avia Flight Academy, our mission is to make that choice simple—and to stand by you every step of the journey.

You want to learn how to fly. We're here to guide you, support you, and provide the training and mentorship needed to help you succeed.

Avia was founded to raise the standard of flight training with a modern, student-focused approach. We believe exceptional pilots are developed through strong fundamentals, smart integration of technology, and instructors who are personally invested in your growth.

Whether you're flying for passion or preparing for a professional aviation career, our programs are built to meet you where you are—and help you move forward with confidence.

As you explore our programs, you will discover the vibrant aviation community, exceptional resources, and inspiring opportunities that make Avia Flight Academy a unique place to learn.

We warmly invite you to join us in this journey of discovery. Together, we can unlock the potential of every student and prepare them to become exceptional pilots.



## ⌘ Mission

Our mission is to train exceptional pilots through world-class instruction, advanced technology, and an unwavering focus on safety and professionalism

## ⌘ Our Core Values

### 1. Safety First

Safety is the foundation of every decision we make.

### 2. Integrity

Honest communication, clear expectations, and professional standards.

### 3. Transparency

No surprises. We believe informed students are successful students.

### 4. Commitment to Excellence

Excellence at Avia means doing the small things right – every lesson, every flight, every student. We are dedicated to creating a training environment where students feel supported, challenged, and prepared to succeed.

### 5. Innovation

Aviation is always evolving, and so are we.

# ⌘ What Sets Us Apart



## 01 Structured training with flexibility

We use a syllabus-driven approach comparable to Part 141 standards while maintaining the flexibility of Part 61 training



## 02 Modern, well-maintained fleet


Our aircraft are professionally maintained in our in-house maintenance department and equipped with a range of avionics, allowing training to progress logically and safely



## 03 Intentional avionics exposure

Students learn fundamental flying skills first, with gradual introduction to advanced glass cockpits.

## ⌘ What Sets Us Apart



### **04** Transparent pricing and expectations

No hidden fees — clear explanations of what's included, what varies, and why.



### **05** Instructor continuity and mentorship

You are paired with instructors who are invested in your long-term success.



### **06** Strong safety culture and outcomes

We emphasize strong aeronautical decision-making, professionalism, and first-time checkride success, all while strictly adhering to FAA regulations and Avia Flight Academy's established safety standards and operating procedures.



## Understanding Flight School Types: Part 61 vs. Part 141

Choosing a flight school can feel overwhelming—especially if you’re new to aviation. Between the different schools, programs, and aviation terminology, it’s not always clear what actually matters or how to compare your options. One of the most common questions we hear is:

### **What’s the difference between Part 61 and Part 141 flight schools?**

Part 61 and Part 141 refer to sections of the Federal Aviation Regulations (FARs) that govern how pilot training is conducted.

Part 141 flight schools operate under a highly structured FAA-approved curriculum. Every lesson, stage, and requirement must be followed exactly as approved by the FAA. Because of this structure, students at Part 141 schools may be eligible to complete certain certificates with fewer minimum flight hours—for example, 35 hours for a Private Pilot Certificate instead of 40.

Part 61 flight schools offer greater flexibility. While they still follow all FAA rules and standards, instructors can tailor training to each student’s pace, schedule, and learning style. Minimum flight hours are set by the FAA (such as 40 hours for a Private Pilot), but lesson structure and ground instruction can be adapted to the student’s needs.



## •• Understanding Flight School Types: Part 61 vs. Part 141

Both Part 61 and Part 141 schools train to the same FAA certification standards. Every pilot—regardless of training path—must pass the same written exams, checkrides, and proficiency requirements. The real difference is how training is delivered, not the quality of the certificate you earn.

### **The Avia Approach**

At Avia Flight Academy, we combine the best of both worlds. Although we are a Part 61 school, we hold our training to the highest professional standards. Our programs are built around structured syllabi comparable to Part 141 training, while maintaining the flexibility that allows us to personalize instruction for each student.

We recognize that no two students learn the same way. Some thrive with a faster pace, while others benefit from additional time or repetition. Our instructors take the time to understand your goals, learning style, and schedule—then tailor a training plan that sets you up for success.



## Private Pilot License Basics

The Private Pilot License is the most common type of pilot license. According to FAA statistics, there were approximately **163,000 private pilots in the US** in recent years.

Earning your Private Pilot License allows you to fly most single-engine airplanes for personal and recreational purposes. With additional training and endorsements, you may also fly more advanced aircraft or transition into multi-engine airplanes.

### As a private pilot, you can fly:

- Solo or with passengers
- Almost anywhere within the United States
- Internationally, provided you comply with the destination country's regulations and aircraft rental requirements

(Some flight schools and rental providers may restrict international flights, so policies can vary.)

---

### Flying Privileges & Limitations

Private pilots enjoy significant freedom, with a few important limitations:

- You may not be compensated for flying passengers or cargo
- You must operate under Visual Flight Rules (VFR) unless you earn an Instrument Rating
- Certain weather and operational restrictions apply

# FAA Requirements for a Private Pilot License

## 01 Hold a Student Pilot Certificate

Getting a student pilot certificate is one of the first steps toward your pilot license. You must obtain it before your first solo flight. Our flight school will take care of this for you once you begin your flight training. Your flight instructor will help you fill out an online application that will be sent to FAA and TSA for review and approval. Upon approval, your student pilot certificate will be mailed to you




## 02 Obtain a Third-Class Medical Certificate

The FAA medical examination is a physical exam administered by FAA-designated doctors called aviation medical examiners (AME). They will normally issue your certificate following the exam, unless there are medical conditions that require further documentation. If you have a physical handicap, medical certificates can still be issued in many cases, but operational limitations may be imposed depending upon the nature of the disability. Medical is not required to begin, but rather before your first solo flight.

For a list of AMEs, visit <https://designee.faa.gov/designeeLocator>.

If you have a concern about your medical history, reach out to us so we can provide more detailed information on the process.



# FAA Requirements for a Private Pilot License

## 03 Pass a required FAA written test

Written knowledge test is a 60 multiple choice questions exam administered by FAA designated providers. 70% or higher is a required passing score. Your instructor will sign you off the take the test once you have demonstrated readiness through practice tests. Here at Avia, we ensure you are ready to take test through our ground school instruction and hundreds of practice questions.



## 04 Complete 40 hours of flight training minimum

You are required to complete 40 hours minimum of flight training, which consists of 30 hours of dual training with an instructor and 10 hours of solo flying time.

More on average flight hours and how we approach the training in the following chapters.



## 05 Pass oral and practical flight test administered by an FAA designated examiner

At end of your training, you must successfully pass a test which is given as a final exam by an FAA examiner, called designated pilot examiner (DPE). The test consists of oral and practical (flight) test. Successful completion of both is required for obtaining your private pilot license. You will be prepared to take and pass the test through the course of your flight training.



Our Private Pilot Program is designed to set you up for success. By following our structured training plan, staying consistent with lessons, and arriving prepared, students are able to progress confidently and remain as close as possible to FAA minimum hours — without ever compromising safety or proficiency.

## ❖ Our Program Overview

- Our focus is not speed and quantity — it is proficiency, confidence, safety and quality of training
- We utilize a blended learning approach (one on one lessons, online ground school and in-person group weekly sessions) to properly prepare you for a written knowledge test and oral portion of your checkride test

---

- Our goal is to avoid rushing training while ensuring you are fully prepared for a successful first checkride.

## ❖ Training Aircraft & Avionics



Students train in Avia's diverse fleet of single-engine aircraft, including:

- Basic Garmin 430/530 equipped aircraft for early skill development
- Advanced avionics glass cockpit such as Garmin 500/1000 aircraft, introduced progressively

Training emphasizes strong stick-and-rudder fundamentals first. Advanced avionics exposure is introduced intentionally as students progress, ensuring pilots understand how to fly the airplane before managing automation.

Aircraft assignment is based on training phase, lesson objectives, and instructor discretion — not availability alone.



Our average time to completion is 3-6 months, depending on your availability and attendance, we will develop a training path that is right for you.

## 🍀 Training Timeline (Typical Progression)

### 1. Enrollment & Onboarding

Your journey begins with an introductory consultation, enrollment, and paperwork. During the onboarding session, we help you understand the program, set expectations, and create a personalized training plan based on your goals and availability.

### 2. Early Dual Flight Lessons +Ground

You'll start learning the fundamentals of aviation through ground instruction and dual flight lessons with your instructor. This phase focuses on aircraft control, basic maneuvers, airport operations, and building confidence in the cockpit.

### 5. Checkride Preparation Phase

As you near completion, training shifts toward polishing skills and reviewing knowledge. You'll complete mock checkrides, refine procedures, and ensure you're fully prepared for the FAA practical test.

### 6. FAA Practical Test (Checkride)

The final step in earning your Private Pilot Certificate. You'll complete an oral exam and flight test with an FAA-designated examiner. Upon successful completion, you'll officially become a licensed private pilot.

### 3. First Solo (typically 15–20 flight hours)

One of the most exciting milestones in pilot training. After demonstrating proficiency and confidence, you'll take the aircraft up on your own for the first time—an unforgettable moment that marks real progress.

### 4. Solo Practice & Cross-Country Phase

With instructor guidance, you'll continue solo practice and begin cross-country flights. This phase emphasizes independence, navigation, real-world planning, and decision-making as you fly to different airports and gain broader experience.

## Our Structured Training Approach

At Avia Flight Academy, we do everything we can to help students complete their training safely and efficiently, while maintaining the highest training standards.

We achieve this through:

- **A structured, syllabus-based curriculum** that builds skills progressively
- **Consistent progress tracking** to identify strengths and address gaps early
- **Instructor continuity**, with each student assigned a primary instructor who guides them through the entire training process

This approach promotes consistency, reduces unnecessary repetition, and helps students stay on track toward FAA requirements, while ensuring they are fully prepared, confident, and safe pilots.

Every student learns at a different pace, and our goal is to provide the structure and support needed to help you progress.

## Cost Expectations & Transparency

While FAA regulations require a minimum of 40 flight hours, most students on a recreational path in Avia will complete their training between 50 - 55 hours or less, depending on attendance, consistency, preparation, and learning pace.

Additional hours beyond any package are common, and our team helps you plan cost-effective options when needed.





## •• Our Private Pilot License Package

### Total 40 hours of flight time:

- 30 hours of dual flight instruction (plane, fuel and instructor)
- 10 hours of required solo flight time (plane, fuel)
- 15 hours of in-person ground lessons (one on one with your instructor)
- 3 hours of pre/post flight ground debriefs with the instructor
- Private pilot training kit with books and access to online ground school

**Package price: \$13,990**

---

Payable in 5 installments of \$2,798  
(Airport concession fee 4%)



## 🍷 Our Private Pilot License Package

### Not included in the tuition:

- Check ride fees, paid directly to the examiner in cash: \$700 (average price, some DPEs charge higher rates, students will be notified ahead of time)
- Check ride plane rental: 2 hours estimated time, \$472
- FAA-written test: \$175
- Renters' insurance (\$550-650/annual basis rate, 50K aircraft damage liability required)
- Medical certificate (average \$300 one-time fee paid to aviation medical examiner)

**Total estimated out of pocket expenses: \$2,197\***

Prices vary with a different provider and change over time, please note these are the estimated costs

---



## Self-Finance

We offer a flexible payment plan consisting of **five installments**:

- The first installment is due at registration
- Each subsequent installment is due once the student's account balance reaches \$500 or less
- On average, installments are due every 7–8 hours of flight time
- The timing of installments varies based on each student's training pace and flight frequency
- For students on a flexible path flying approximately twice per week, installments are typically due every 4–5 weeks.

## Loans

### Pilot Finance

<https://www.flighttrainingfinancellc.com/application-form/>

---

### USA Specialty Lending

<https://www.usaspecialtylending.com/aviation-lending.html>

---

### AOPA

<https://finance.aopa.org/flight-training-finance>

\*AOPA membership required (can be obtained for free for 6 months period)

---

# Admissions Process and Requirements

**01**

## Fluent in English

Must read, speak, write, and understand English

**02**

## US citizen

Proof of citizenship (US Passport/Birth Certificate) or TSA approval for foreign nationals.

**03**

## 3rd class medical

A third-class medical certificate is required, obtained through an AME.


**04**

## Minimum age to meet Private pilot requirements

There is no minimum age to begin the training however, a student must be minimum 16 to solo, 17 to obtain the Private pilot license

You have done your research, chosen your flight school, and you are ready to begin your training. We are here to make the process as simple and seamless as possible.

If you still have questions about flight training or next steps, you're always welcome to schedule a phone or in-person consultation.



# 🔴 How to Apply



**01**

## Schedule Your Appointment

Contact our team through email/phone to schedule a registration appointment or download our paperwork online.



**02**

## Complete Registration

Fill out the required enrollment and paperwork and submit via email or in-person.



**03**

## Provide Identification

We are required to have a proof of US citizenship on file. Please bring a passport or birth certificate or submit it online.

For non-U.S. citizens, we will assist you with the TSA clearance process.



**04**

## Set Up Your Payment Plan

We'll review training options and help you set up your payment or package selection



**05**

## Schedule and Complete Onboarding Session

Once officially enrolled, we will schedule an onboarding session. During this session, we'll introduce you to our standards and procedures, set you up in our scheduling system, review the training curriculum, provide access to required books and ground school materials, and assist you with applying for your Student Pilot Certificate.



**06**

## Begin Your Training

Once onboarding is complete, you will be scheduled to begin your flight training with your assigned instructor.

# Basic Aviation Terminology

**CHECKRIDE** An examination which one must undergo to receive a pilot license, or a rating for additional flight privileges. It is consisted of two parts, oral and flight (practical) test.

**DESIGNATED PILOT EXAMINER (DPE)** is an FAA designated individual appointed to conduct checkrides.

**AVIATION MEDICAL EXAMINER (AME)** is an FAA designated doctor who conducts medical examinations in order to obtain a medical certificate required for pilot privileges.

**STUDENT PILOT CERTIFICATE** You will need to obtain a student pilot certificate before your first solo flight. To apply, you will meet with your instructor, and on your first appointment with our flight school you will fill out and submit an application to the FAA and TSA for approval.

**FAA KNOWLEDGE TEST** A written, 60 multiple choice questions test conducted in designated institutions. It needs to be taken prior to your final checkride and is usually scheduled in the last phase of the flight training. Once a student demonstrated proficiency in the topics tested, instructor will sign you off to take the test. Ground school part of your flight training will prepare you for this test. Passing score is 70%.

**SOLO FLIGHT** First major milestone in flight training. A first flight that a student undertakes independently, without an instructor present in the aircraft. Your instructor will sign you off after he/she deems you are ready for your solo flight. It is a result of a lot of preparation and meeting FAA set requirements. A student is usually ready for a solo between 15 - 17 hours of flight. Some students might take longer and some might need less time. During their first solo flight, the student will fly 3 loops in the pattern around the airport. It's an accomplishment to be proud of, a confidence-builder and, it's just fun!

# 🍄 Basic Aviation Terminology

**CROSS - COUNTRY FLIGHT** A flight from your home airport to another local airport. You'll make your first cross-country with an instructor, then on your own, in a solo flight. This exciting milestone brings you one step closer to finishing your training.

**TIME BUILDING** Is accumulating flight hours through flying, either by yourself or with an instructor. It pertains to advanced pilot certificates such as instrument or commercial ratings.

**VFR (Visual flight rules)** It means that the aircraft is intended to operate in visual meteorological conditions (VMC, i.e. nice and clear weather). Clouds, heavy precipitation, low visibility, and otherwise adverse weather conditions need to be avoided under VFR. Most general aviation flying and flight training occurs in visual meteorological conditions. Private pilot can only fly in VFR.

**PREFLIGHT** Actions and preparations you perform prior to taking off. It is a critical part of flying procedures, as it determines the airplanes legality and airworthiness to fly. Preflight is the combination inspection of legal and physical airworthiness and safety of flight requirements before flight. Students and pilots use a checklist to conduct a proper preflight. You will learn a proper preflight procedure in the first steps of your flight training and will continue to use independently as your training progresses.

**DISPATCH SHEET** It is form you will need to fill prior to your flight. It contains information about the safety of the pilot, weather, weight and balance and flight routes. A plane cannot be dispatched to a student in most flight schools, unless a proper dispatch form has been filled.

**HOBBS TIME** A measure of the total time that an aircraft has been in operation. In other words, it is the total number of hours the aircraft's engine has been running.

**TACH TIME** Measured by a tachometer, is primarily used to determine when maintenance should be performed on the aircraft. Tach time can be thought of as "engine time" because it is a time measure of how much strain the engine has undergone.

# FREQUENTLY ASKED QUESTIONS (FAQ)

## 1. How many hours will it take me to complete the training?

The FAA requires a minimum of 40 flight hours to earn a Private Pilot Certificate. Most students training on a flexible, part-time schedule – typically flying two to three times per week – complete their training with us in approximately 50–55 flight hours or even less. Some students may require additional time, depending on individual progress.

Your total training time ultimately depends on factors such as consistency, preparation, frequency of lessons, and mastery of required skills. At Avia Flight Academy, we do our best to help students stay as close as possible to FAA minimums through structured training and consistent instruction – while ensuring you are fully prepared to pass your checkride on the first attempt and fly safely with confidence.

## 2. What is the timeline to become a private pilot?

Most students complete their Private Pilot training in approximately 3–6 months. Training may be completed faster or take longer depending on your availability, and overall time commitment. Our team will work with you to create a training plan that aligns with your goals and helps you progress within your preferred timeline.

## 3. How do you know if I am ready for a final checkride?

Our training follows a structured syllabus that meets and exceeds all FAA requirements for both flight and ground training. Once you have successfully completed the syllabus - consistently demonstrated proficiency in the required knowledge and flight skills, passed required knowledge and flight stage checks, your instructor will determine that you are ready for the FAA oral and practical exam (checkride).

## 4. How long is a checkride usually?

A typical Private Pilot checkride consists of two parts:

- Oral exam: approximately 1–2 hours (occasionally longer)
- Flight portion: approximately 1.5–2 hours

The exact duration may vary depending on the examiner and testing conditions.

# FREQUENTLY ASKED QUESTIONS (FAQ)

## 5. What if I do not pass on the first attempt?

If a student does not pass on the first attempt, the FAA examiner will provide detailed feedback. Your instructor will review these remarks with you and focus training on the specific areas that need improvement. In most cases, only a few additional lessons are required before retesting.

Our first-time pass rate is 97%. We prepare students not only with the necessary knowledge and flying skills, but also with the confidence and mental readiness needed to succeed on checkride day.

## 6. How do you set up check rides?

We work closely with multiple FAA Designated Pilot Examiners (DPEs) in the area. Your instructor and the school will coordinate and schedule your check ride based on examiner availability, ensuring a smooth and organized process.

## 7. When do I take the written test?

You would take your written test closer to the end of your training, once you have completed all the ground school training and received a sign off from your instructor. You will need to provide successful completion of several practice tests.

## 8. How long is each flight lesson?

Flight lessons are scheduled in two-hour blocks, except for cross-country flights. During a typical lesson, students fly an average of 1.1–1.4 hours, with the remaining time dedicated to preflight planning, post-flight debriefing, and instructor review.

## 9. What equipment do I need to purchase?

No equipment is required to begin training. Students are welcome to use the school's headsets. As training progresses, many students choose to purchase their own headset. Additional items such as kneeboards and charts may also be needed later in training.

# **FREQUENTLY ASKED QUESTIONS (FAQ)**

## **10. How is ground school conducted?**

Ground training follows a blended approach. Core material is covered through an approved online ground school aligned with our syllabus, and reinforced through one-on-one instruction with your instructor or group, in-person sessions. Additionally, Avia offers weekly in - person ground sessions free for all our students.

## **11. What if I am not a US citizen?**

Non-U.S. citizens are required to obtain TSA clearance before beginning flight training. We will assist you with the application process, which typically takes approximately two weeks. One introductory flight may be conducted prior to approval, and ground training may continue while clearance is pending.

## **12. Do you offer hourly pricing?**

Yes, we do offer hourly rates.

However, most students choose one of our training packages, as they provide a more structured, cost-effective, and efficient path through training. Hourly training is best suited for short-term needs, refresher flights, or specific training objectives. For students pursuing a pilot license or rating, we strongly recommend enrolling in a package to ensure steady progress and continuity in training.

## **13. What is your refund policy if I discontinue training?**

If a student chooses to discontinue training, Avia Flight Academy offers a 30-day refund window.

- Refund requests must be submitted within 30 days of enrollment.
- Any training already completed will be deducted from the refund amount.
- Students are not responsible for the remaining balance of the package once training is discontinued.
- Any unused portion of the package beyond completed training will be refunded in accordance with this policy.

The detailed refund policy is incorporated into our Policies and Procedures document, which is reviewed and acknowledged as part of the enrollment process. We are committed to transparency and clarity at every stage of training, and our team ensures that all financial and training expectations are clearly explained before instruction begins.

## ☘ Ready to Start?

**Your aviation journey begins with a simple first step.**

Whether you're just exploring flying or ready to start training, our team is here to guide you.

Choose the option that's right for you:

- **Schedule a phone consultation with one of our advisors** to discuss your goals and timeline
- **Book an in-person tour** of our facilities and fleet
- **Book a Discovery Flight** and experience flying firsthand with one of our instructors

Visit our website or call us to schedule your next step and start your journey at Avia Flight Academy.





## Contact Us

We're here to answer your questions and guide you through the journey of joining Avia Flight Academy. Feel free to reach out to us.

### Contact Information



**Phone**  
203 - 212 - 3799



**Email**  
info@aviaflightacademy.com



**Website**  
www.aviaflightacademy.com

### Follow Us



<https://www.facebook.com/aviaflightacademy/>



<https://www.instagram.com/aviaflightacademy/?hl=en>



<https://www.linkedin.com/company/avia-flight-academy>

### Office Information

**Avia Flight Academy**  
325 Main St, Stratford, CT 06615

**Office Hours**  
Monday to Sunday: 9:00 AM – 6:00 PM

**Mailing Address**  
325 Main St, Stratford, CT 06615

---



## Your Pathway to Excellence

Thank you for exploring Avia Flight Academy. We look forward to welcoming you to our aviation family where excellence meets opportunity.

**Address** 325 Main St, Stratford, CT 06615

**Phone** 203 212 3799      **Text** 203 540 8890

**Email** [info@aviaflightacademy.com](mailto:info@aviaflightacademy.com)

**Website** [www.aviaflightacademy.com](http://www.aviaflightacademy.com)